

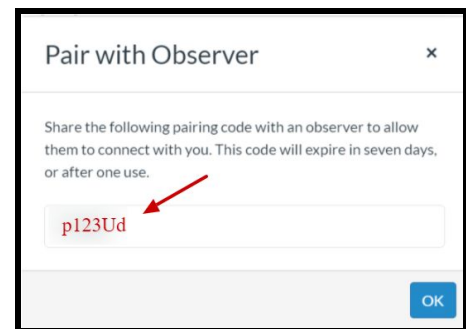
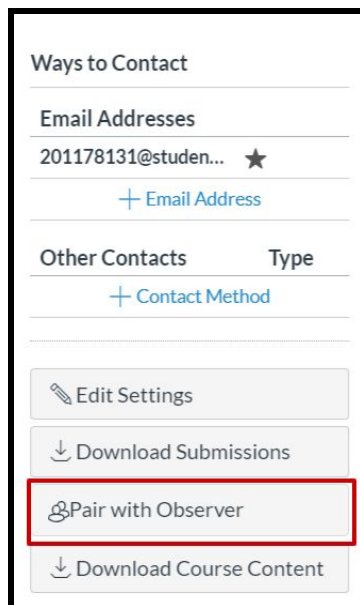
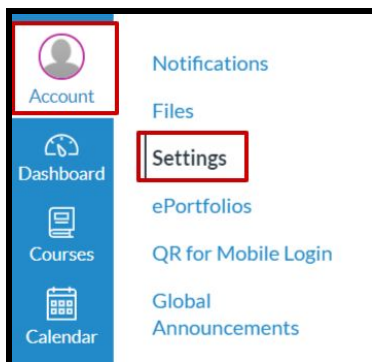
Pairing your Parent Account to your Student

Getting a Pairing Code

(Students must have logged into their Canvas account for the Pairing code to be available)

Los Step 1: Pairing code is available from Student's Canvas account.

- Login and click on the account button, directly below the district logo, in the top left corner of the page.
- Click *Settings*
- Click *Pair with Observer*
- Note the *Pairing Code*.





Step 2: Parents log into Canvas on the LBUSD Home Page.

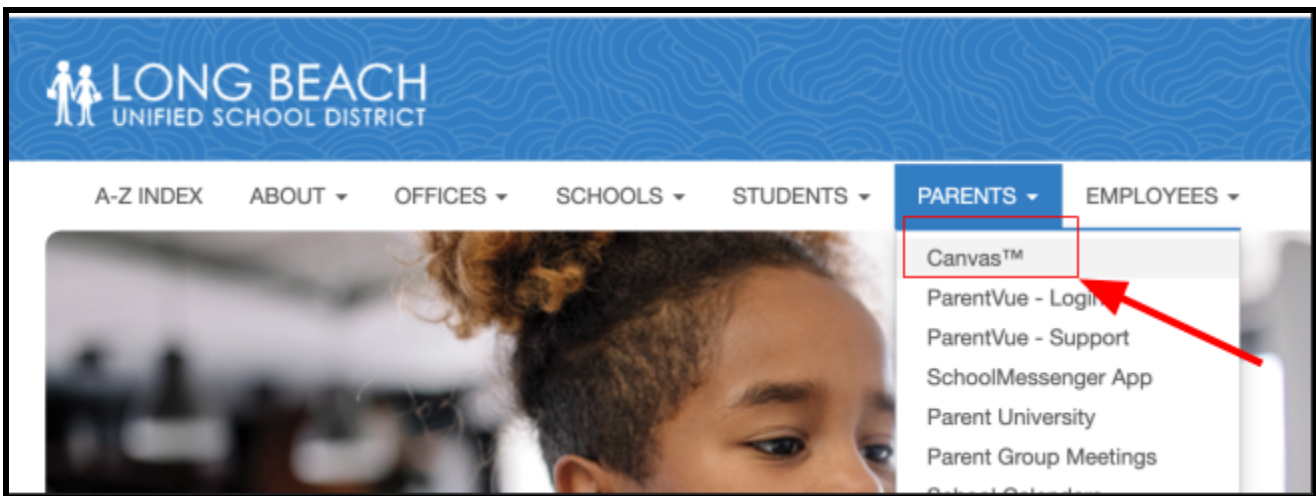
- When prompted for a pairing code, use the Pairing Code created by your student (directions on next page).
- Use the code within 7 days before it expires.

Notes:

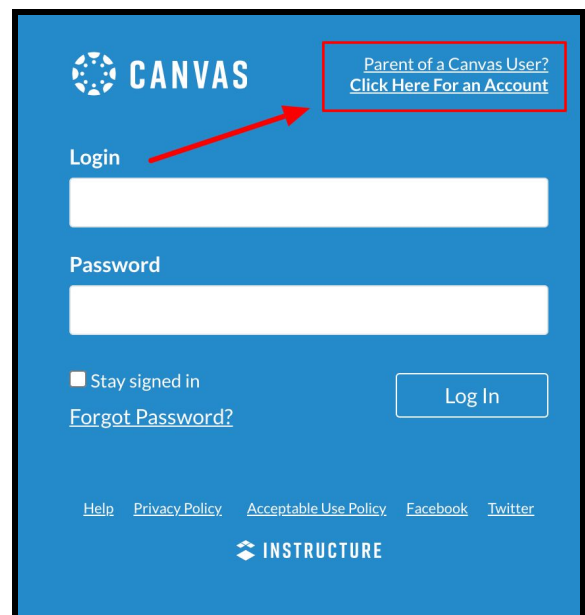
- A Pairing Code is required for each student enrolled in Canvas.
- For parents of secondary students, the pairing code will link you to all classes that your child is enrolled in.
- ALL students can be accessed using one Canvas account.(Students must have logged into their Canvas account for the pairing code to be available)

Adding Parent Account to Student's Canvas

Step 1: Open the [LBUSD website](#) and select the Parents tab. Under the parent tab, click on Canvas.

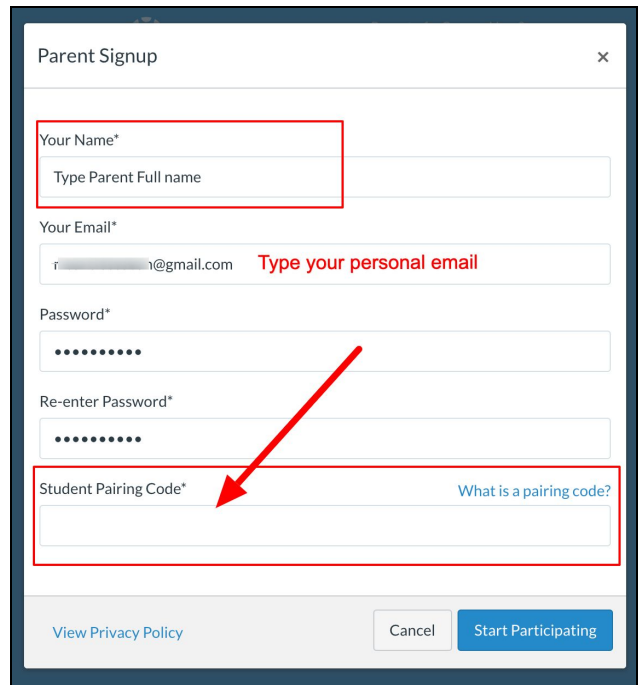


Step 2:
Click on the **Parent of a Canvas User** link on the top right corner to create a **Parent Account**.



Step 3:

Add your information as well as the **Student Pairing Code** found in your student's Canvas account. Click on the blue button to **Start Participating**.



Parent Signup

Your Name*
Type Parent Full name

Your Email*
r...@gmail.com **Type your personal email**

Password*
.....

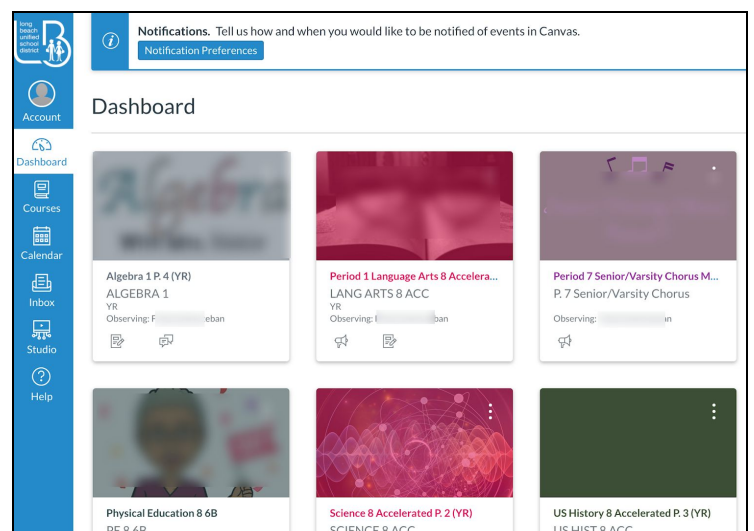
Re-enter Password*
.....

Student Pairing Code* [What is a pairing code?](#)

[View Privacy Policy](#)

Step 4:

You will be redirected to the **Parent Dashboard** where you will find your student's Canvas courses.



Notifications. Tell us how and when you would like to be notified of events in Canvas.
[Notification Preferences](#)

Dashboard

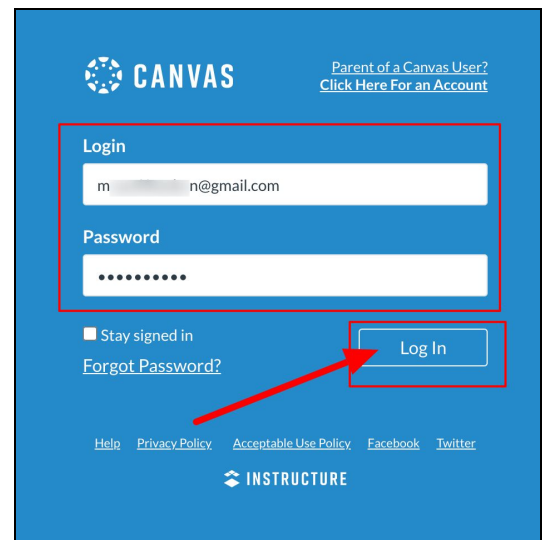
- Algebra 1 P.4 (YR)
ALGEBRA 1
YR Observing: F...eban
- Period 1 Language Arts 8 Accelerated
LANG ARTS 8 ACC
YR Observing: l...ban
- Period 7 Senior/Varsity Chorus M...
P. 7 Senior/Varsity Chorus
Observing: ...in
- Physical Education 8 6B
PE 8 6B
- Science 8 Accelerated P.2 (YR)
SCIENCE 8 ACC
- US History 8 Accelerated P.3 (YR)
US HIST 8 ACC

Adding Multiple Student's Canvas Accounts to your Parent Account

(After you have created your Canvas Parent account, you can add additional students to **Observe**)

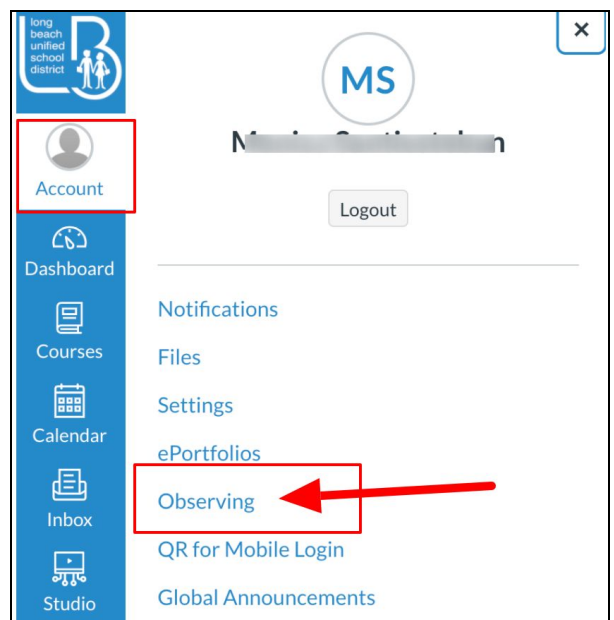
Step 1:

Log into your Canvas parent account. (we recommend logging in through the Long Beach Unified School District website)

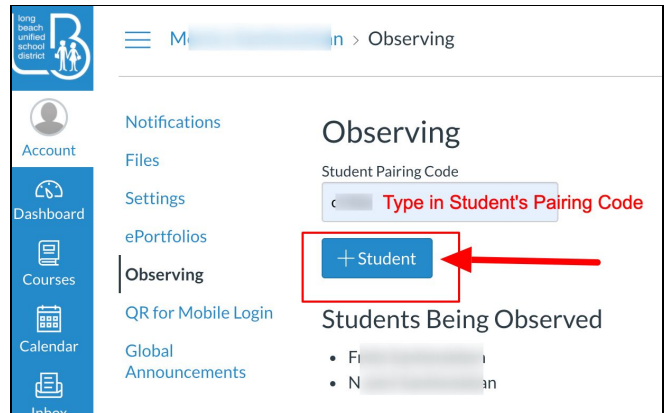


Step 2:

After you log in, click on the left side Global Navigation Menu for "Account" then click on "Observing".



Step 3: Add the **Pairing Code** for the second student.



Invalid Pairing Code:

The student pairing code is case sensitive and it expires in seven days, but the student can generate a new pairing link immediately.

