

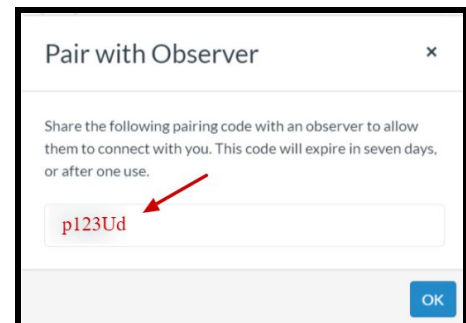
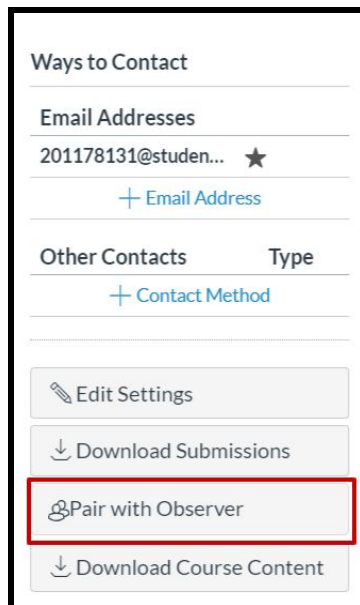
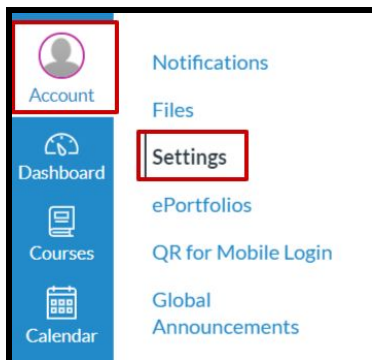
Pairing your Parent Account to your Student

Getting a Pairing Code

(Students must have logged into their Canvas account for the Pairing code to be available).

Step 1: Pairing code is available from Student's Canvas account.

- Login and click on the account button, directly below the district logo, in the top left corner of the page.
- Click *Settings*.
- Click *Pair with Observer*.
- Note the *Pairing Code*.





Step 2: Parents log into Canvas on the LBUUSD Home Page (detailed directions on next page).

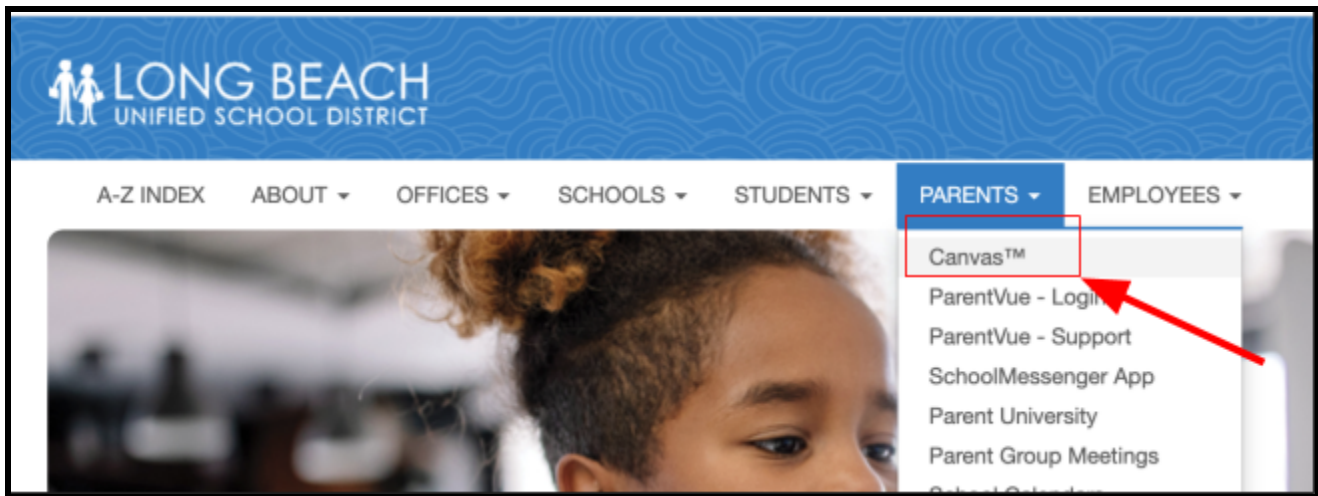
- When prompted for a pairing code, use the Pairing Code created by your student,
- Use the code within 7 days before it expires.

Notes:

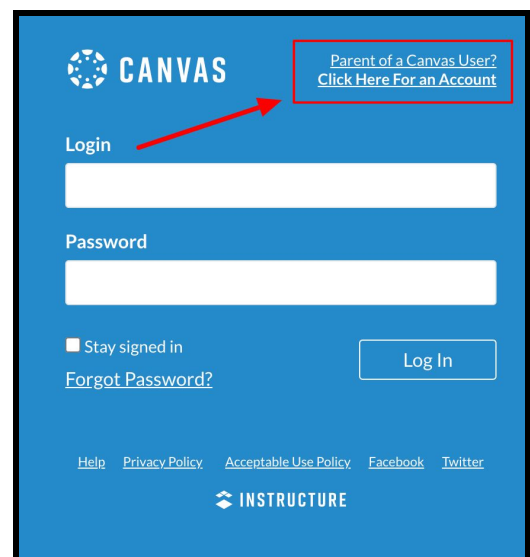
- A Pairing Code is required for each student enrolled in Canvas.
- For parents of secondary students, the pairing code will link you to all classes that your child is enrolled in.
- ALL students can be accessed using one Canvas account.
(Students must have logged into their Canvas account for the pairing code to be available).

Adding Parent Account to Student's Canvas

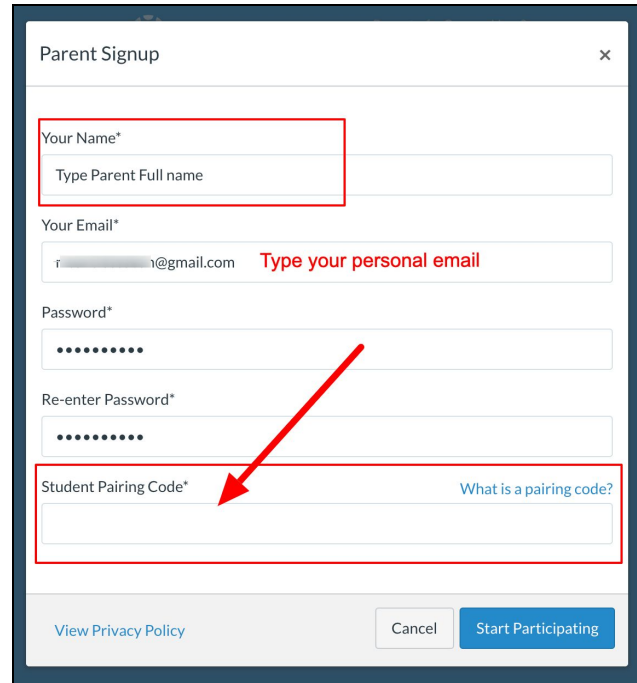
Step 1: Open the [LBUSD website](#) and select the Parents tab. Under the parent tab, click on Canvas.



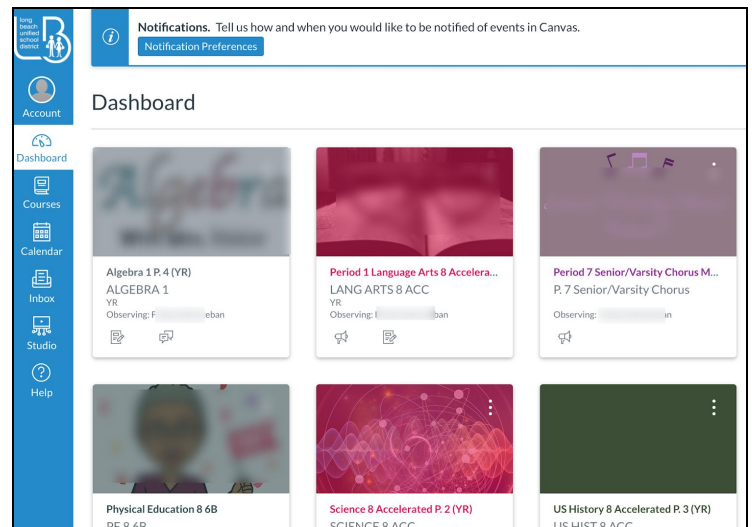
Step 2: Click on the **Parent of a Canvas User** link on the top right corner to create a **Parent Account**.



Step 3: Add your information as well as the **Student Pairing Code** found in your student's Canvas account. Click on the blue button to **Start Participating**.



Step 4:
You will be redirected to the **Parent Dashboard** where you will find your student's Canvas courses.

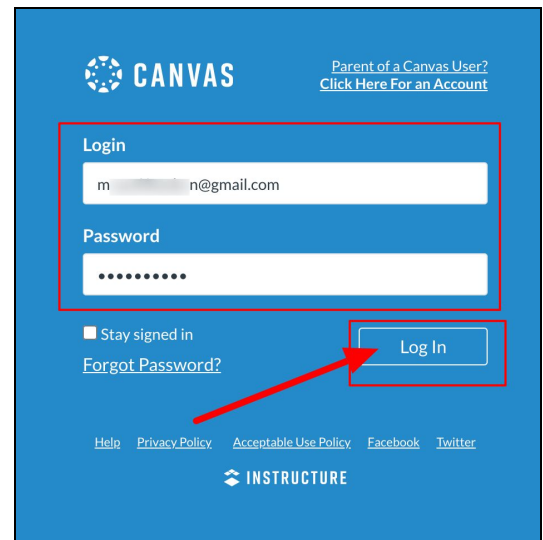


Adding Multiple Student's Canvas Accounts to your Parent Account

(After you have created your Canvas Parent account, you can add additional students to **Observe**).

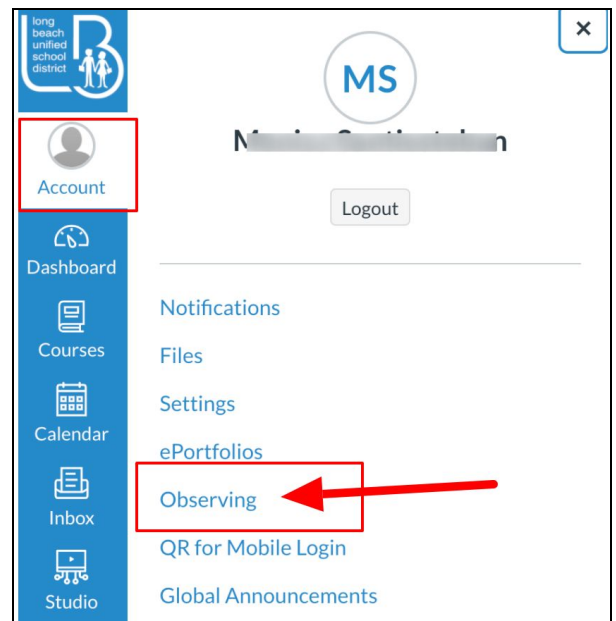
Step 1:

Log into your Canvas parent account. (we recommend logging in through the Long Beach Unified School District website).

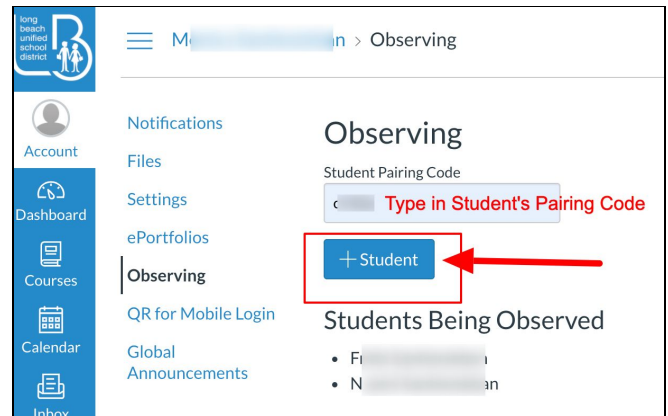


Step 2:

After you log in, click on the left side Global Navigation Menu for “**Account**” then click on “**Observing**”.



Step 3: Add the **Pairing Code** for the second student.



Invalid Pairing Code:

The student pairing code is case sensitive and it expires in seven days, but the student can generate a new pairing link immediately.

